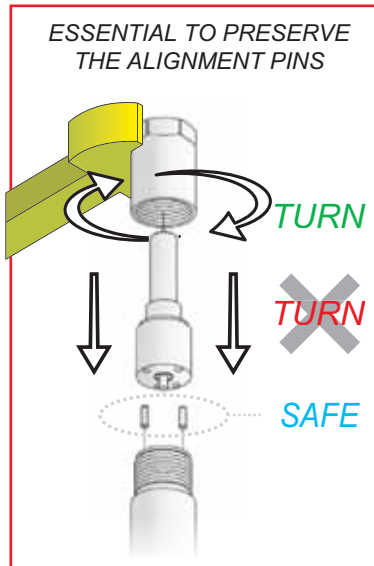




10019-Series



10019-SERIES PROFESSIONAL TOOLS FOR NOZZLE REPLACEMENT.

COMMON RAIL
TWO SPRING
UNIT INJECTORS

DIGITAL

10019-KD

ANALOGIC

10019-KA

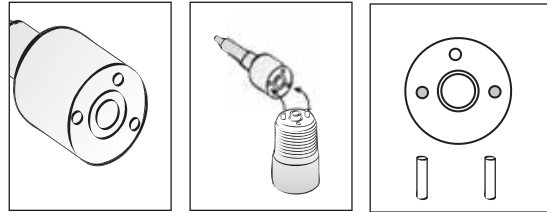
LIGHT

10019-K

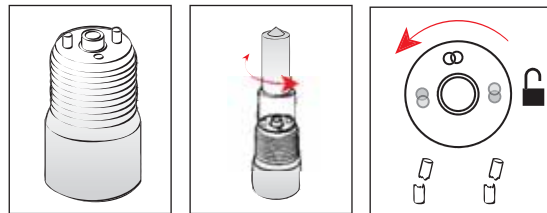
SOLD OUT

PRESERVING THE ALIGNMENT PINS

Common rail and two-spring injectors nozzles are designed with the top face completely flat. To align the fuel hoses between the injector body and nozzle, two pins are introduced.

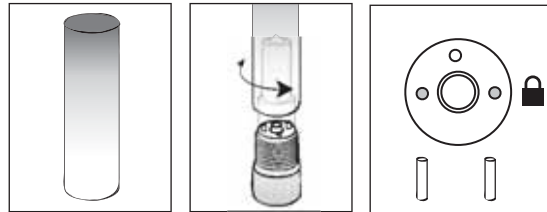


Screwing and unscrewing the nut, the nozzle tends to be dragged into rotation and the two pins can be truncated. The damage is not limited to the pins only: it can affect the body and the nozzle as well.

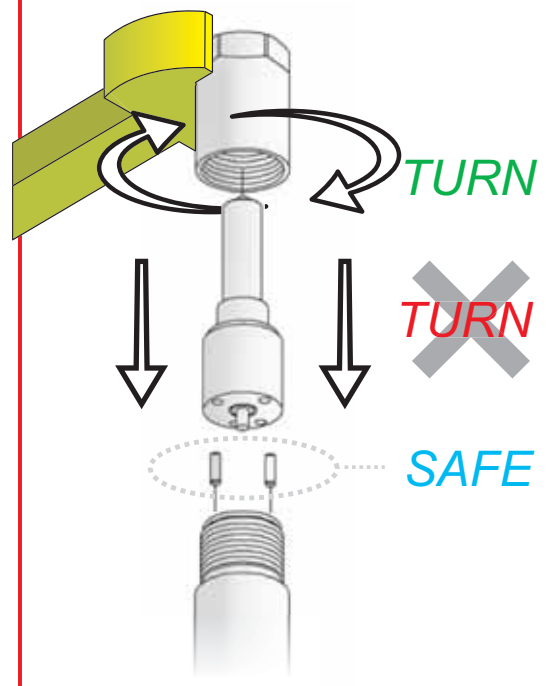


10019-KA and 10019-KD preserve the integrity of all the components, by pressing the nozzle on the body.

At the right pressure, the nozzle position is locked on the body and the nut rotation is free and secured.



ESSENTIAL TO PRESERVE THE ALIGNMENT PINS





10019-KD

SIMILAR TO 0 986 613 400 + 0 986 612 997

Professional tool with **digital** torque to open/assemble the nozzle nut on common rail, two-spring injectors and unit injectors.

10019-KD is the modular solution obtained by adding 10019-TC (digital sensor) to the basic analogical tool 10019-KA.

The clockwise rotation of the easy to use handle presses the nozzle on the injector body



Instead of reading the applied force on the analogic angle graduation disk the display gives immediate and accurate indication of the applied force.




The picture illustrates 10019-KD integrated with 10019-AR device, applied on unit injector (no adapter plate is requested).



7 size plates provided



2 Nozzle size adapters provided



10019-TC

SIMILAR TO 0 986 612 997

Digital torque calculator for 10019-KA.

To accurately calculate the force applied to the nozzle on the injector body, 10019-TC is the option which can be installed **only** on 10019-KA.

10019-TC is composed by a lcd display, with integrated commands and a loading cell.



KA+TC=KD





10019-KA

SIMILAR TO 0 986 613 400

Professional tool with **analogical** torque to open/assemble the nozzle nut on common rail, two-spring injectors and unit injectors.

10019-KA represents the primary device which can be implemented by adding 10019-AR or 10019-TC.

The clockwise rotation of the easy to use handle presses the nozzle on the injector body




Rotate the graduated disk until the zero angle position corresponds to the arrow index. Continuing the handle rotation, the angle displacement is the indirect indication of the applied force.




The sliding central body allows to hold unit injectors (no plate required) and any other injectors (by the proper plate).



7 size plates provided



2 Nozzle size adapters provided



10019-K

0 986 610 130

Professional tool with **analogical** torque to open/close the nozzle nut on common rail and two-spring injectors.

Any existing 10019-K can be implemented adding 10019-AR.



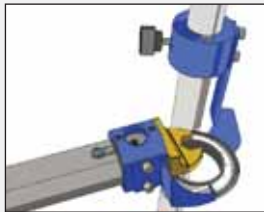
10019-AR

Angular torque gauge for 10019-K.

For the common rail injectors, manufacturers are specifying both torque and angle settings. With this gauge, Diesel Injection Specialists can meet the demands of the new specifications: to tighten the nuts a specified number of degrees after initial torque is set. The gauge is composed by two elements: the easy-to-read circular gauge to be installed on 10019-K, 10019-KA, 10019-KD and the indicator to be installed on the dynamometric wrench.



- 360° angle scale—clearly marked in 2° increments, and in intervals of 10 and 30.
- Adjustable arm keeps angle scale stationary.



Definition of torque + angle specification:

If a torque + angle specification is given as 50 Nm + 70°, the nut is first tightened to 50 Nm torque; then it is turned 70°.


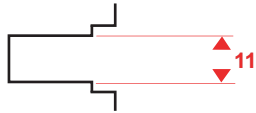

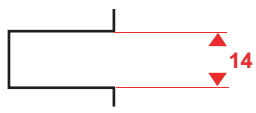

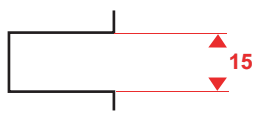

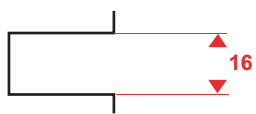



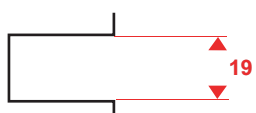

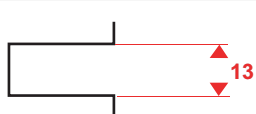

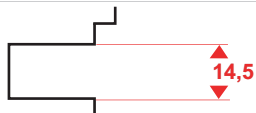



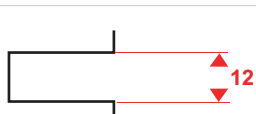








10019-12

Clamping system for injectors.

For component inspection and dismount or reassembly injectors, this device is very versatile using the same plates of 10019-KA, 10019-KD, 10019-K. The clamping system requires to be installed on a standard workbench vice. It can be implemented adding clamping adapters.

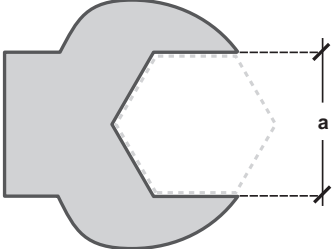
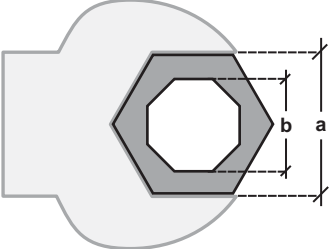
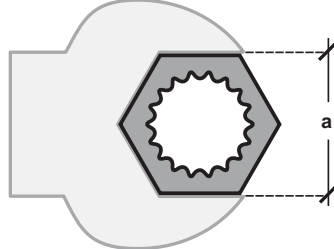




| ADAPTERS | | NOTES | 10019 Series | | | |
|----------|--|---|----------------------------------|----------------------------------|----------------------------------|-----------------------|
| | | | K | KA | KD | 12 |
| 1 |  10019-1 |  | <input checked="" type="radio"/> | <input checked="" type="radio"/> | <input checked="" type="radio"/> | <input type="radio"/> |
| 2 |  10019-2 |  | <input checked="" type="radio"/> | <input checked="" type="radio"/> | <input checked="" type="radio"/> | <input type="radio"/> |
| 3 |  10019-3 |  | <input checked="" type="radio"/> | <input checked="" type="radio"/> | <input checked="" type="radio"/> | <input type="radio"/> |
| 4 |  10019-4 |  | <input checked="" type="radio"/> | <input checked="" type="radio"/> | <input checked="" type="radio"/> | <input type="radio"/> |
| 5 |  10019-5 |  | <input checked="" type="radio"/> | <input checked="" type="radio"/> | <input checked="" type="radio"/> | <input type="radio"/> |
| 6 |  10019-6 |  | <input checked="" type="radio"/> | <input checked="" type="radio"/> | <input checked="" type="radio"/> | <input type="radio"/> |
| 7 |  10019-7 |  | <input checked="" type="radio"/> | <input checked="" type="radio"/> | <input checked="" type="radio"/> | <input type="radio"/> |
| 8 |  10019-8 |  | <input type="radio"/> | <input checked="" type="radio"/> | <input checked="" type="radio"/> | <input type="radio"/> |
| 9 |  10019-9 |  | <input type="radio"/> | <input checked="" type="radio"/> | <input checked="" type="radio"/> | <input type="radio"/> |
| 10 |  10019-11 |  | <input type="radio"/> | <input type="radio"/> | <input type="radio"/> | <input type="radio"/> |
| 11 |  10019-22 | HEUI WITH 2 BOBBINES  | <input type="radio"/> | <input type="radio"/> | <input type="radio"/> | <input type="radio"/> |
| 12 |  10019-20 | HEUI ISUZU  | <input type="radio"/> | <input type="radio"/> | <input type="radio"/> | <input type="radio"/> |
| 13 |  10019-10H | VOLKSWAGEN  | <input type="radio"/> | <input type="radio"/> | <input type="radio"/> | <input type="radio"/> |

 = Included

 = On request

Nozzle nut opening/closing

| Wrench | | | Octagonal nut adapter | | | Toothed nut adapter | | |
|--------|---|----------------|---|---|------------------|---------------------|---|---------------|
| |  | | |  | | |  | |
| | a | code | a | b | code | a | Teeth | code |
| 1 | 13 | 8101-13 | 27 | 17 | 8101-8170 | 27 | 18 | 8101-R |
| 2 | 14 | 8101-14 | 27 | 17,5 | 8101-8175 | | | |
| 3 | 15 | 8101-15 | 27 | 20 | 8101-820 | | | |
| 4 | 16 | 8101-16 |  <p>9785-C Dynamometrical wrench 20 - 200 Nm 15 - 150 lbf.ft 1 Nm - Scale</p> <p><i>Click type. Handy construction. ± 3% tolerance of the scale set torque. Double scale with graduation Nm/lbf.ft on handle below a window with a magnifying-glass effect that makes reading easier. Adjustment obtained by rotating the ergonomically shaped nylon handgrip, safety lock at the extremity. For controlled bi-directional tightening. Supplied with test certificate as per DIN ISO 6789. With end fitting frontal connection.</i></p> <p>Accessories</p>  <p>9785-C1 Insert for 1/2" square drive</p> | | | | | |
| 5 | 17 | 8101-17 | | | | | | |
| 6 | 18 | 8101-18 | | | | | | |
| 7 | 19 | 8101-19 | | | | | | |
| 8 | 21 | 8101-21 | | | | | | |
| 9 | 22 | 8101-22 | | | | | | |
| 10 | 24 | 8101-24 | | | | | | |
| 11 | 27 | 8101-27 | | | | | | |
| 12 | 30 | 8101-30 | | | | | | |
| 13 | 32 | 8101-32 | | | | | | |



*To arrange a demonstration
call 01535 670002*

Authorized Dealer:

DB DIESELS

29 Mantra House - South Street
Keighley - West Yorkshire
BD21 1SX - UK

Tel (+44)1535 670002

www.dbdiesels.co.uk
info@dbdiesels.co.uk